

Math Homework Appropriate for Preschoolers

- Sort the laundry by colors
- Sort the laundry by where you wear it – top/bottom
- Find clothes with patterns. What colors are in the pattern? Discuss the pattern
- Open your refrigerator and find circles (sphere/cylinder) – How many did you find?
- Open up your pantry or kitchen cabinet and find rectangles and squares (rectangular prism/cube - pretty much anything in a box) – How many did you find?
- Time how long it takes you to put on your socks – your shoes – in seconds? Minutes?
- Identify as many colors (shapes) you see in 10 seconds (let an adult time you)
- Find something that has the numeral on it.
- Find a leaf or a flower. Does it have points? How many points?
- Find a shape with all curves.
- Find a shape that has more than 3 corners. How many corners does it have?
- Find a shape that has 3 corners. What shape is it?
- Line up three of your favorite toys. Which one is first? Which one(s) is/are behind the first one? What is next to the last one?
- Count the number of eggs in the refrigerator.
- How many of your shoes long is your bed?

Name: _____

Date: _____

Color by Number Butterfly

Directions: Use the color key below to reveal the beautiful butterfly.

1 = Green


2 = Orange

3 = Brown

4 = Blue

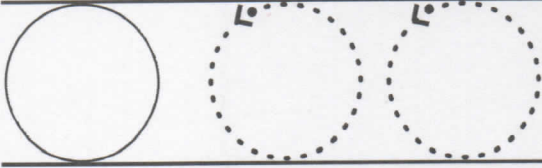
5 = Purple

6 = Yellow


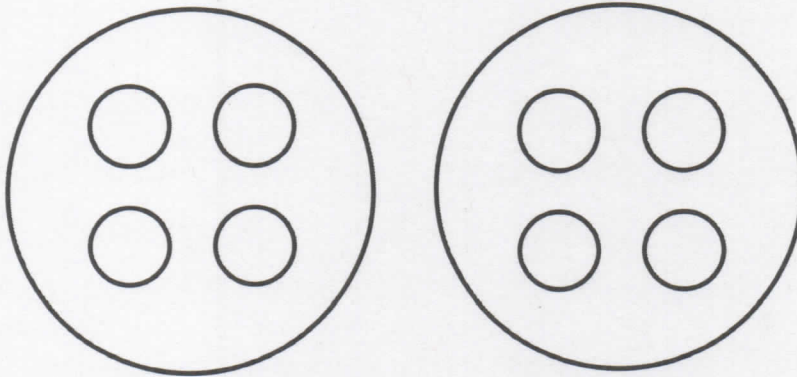






Draw the shape





Count how many circles.



circles



circles



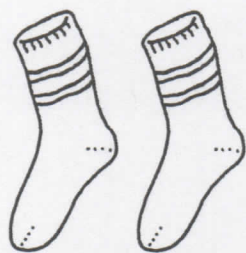
circles



And 1 more

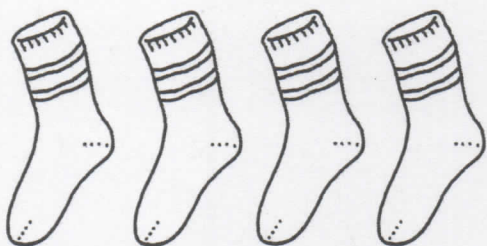
Draw 1 more.

Count how many.



and

makes



and

makes



and

makes

And 1 more.

3 and 1 more makes

4 and 1 more makes

1 and 1 more makes

2 and 1 more makes

0 1 2 3 4 5 6 7 8 9 10



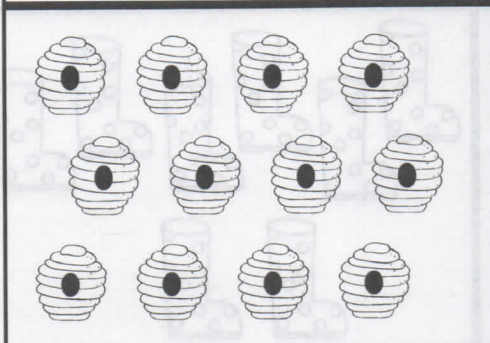
Name: _____

Kindergarten

Numbers 11-20

Count & color


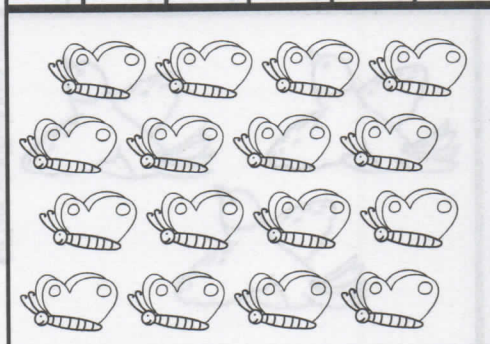
Directions: Count the pictures in each box. Then find and color the correct number.



9 | 10 | 15 | 12 | 11 | 20

18 | 12 | 19 | 17 | 13 | 15

14 | 20 | 11 | 17 | 16 | 10



12 | 16 | 10 | 18 | 13 | 19



18 | 14 | 12 | 15 | 11 | 10

16 | 17 | 11 | 13 | 20 | 14

Let's Practice Subtraction!

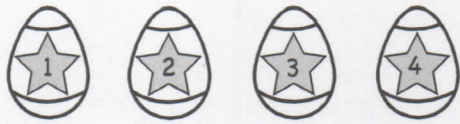
Count the pictures and subtract.

Example:


 $5 - 3 = 2$ 

5 take away 3 equals 2

1 2 3 4 5 6 7 8 9 10



$4 - 3 = \underline{\quad}$



$2 - 2 = \underline{\quad}$




$3 - 1 = \underline{\quad}$



$5 - 2 = \underline{\quad}$



$3 - 2 = \underline{\quad}$



$5 - 1 = \underline{\quad}$

Printing the number 1 (one)

Kindergarten Numbers & Counting Worksheet

Practice printing the number 1 and the word "one".

1 1 1

one one one

1

one

1



One apple

one

Printing the number 2 (two)

Kindergarten Numbers & Counting Worksheet

Practice printing the number 2 and the word "two".


2 2 2

two two two

2

two

2



Two apples

two

Printing the number 3 (three)

Kindergarten Numbers & Counting Worksheet

Practice printing the number 3 and the word "three".

3 3 3

three three

3

three

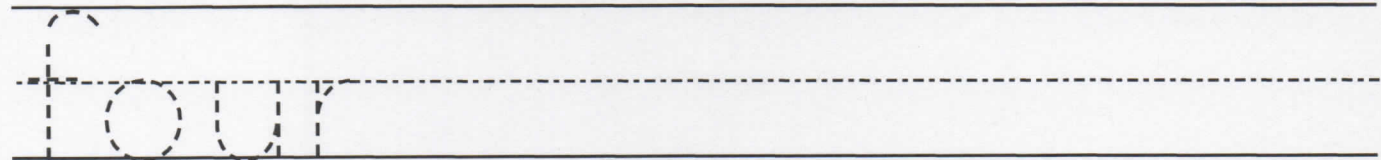
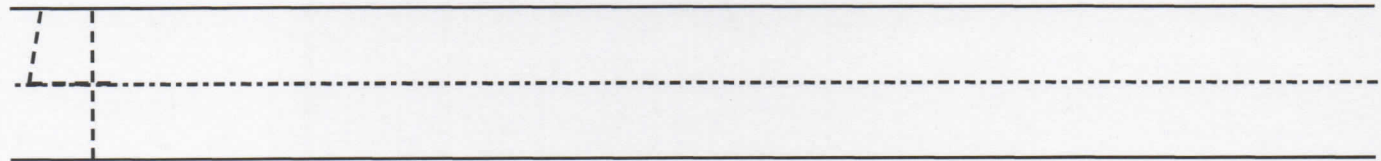
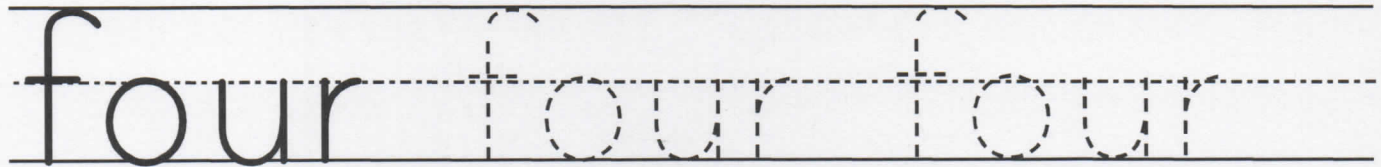
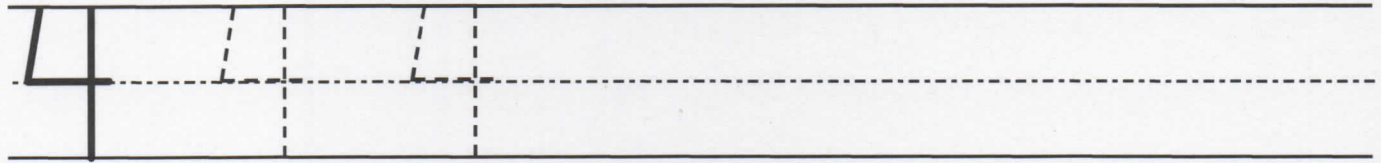
3  three

Three apples


Printing the number 4 (four)

Kindergarten Numbers & Counting Worksheet

Practice printing the number 4 and the word "four".



4



Four apples

four

Printing the number 5 (five)

Kindergarten Numbers & Counting Worksheet


Practice printing the number 5 and the word "five".

5 5 5

five five five

5



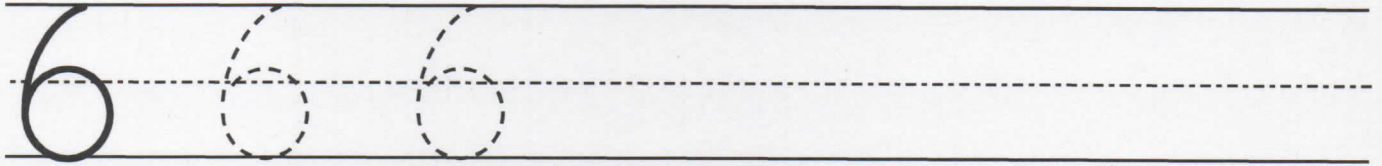
five

5  five


Printing the number 6 (six)

Kindergarten Numbers & Counting Worksheet

Practice printing the number 6 and the word "six".



6

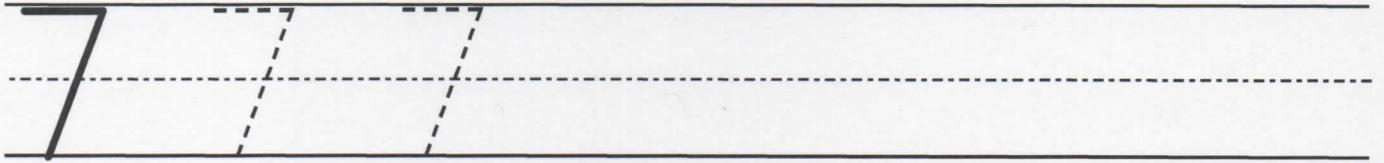


six


Printing the number 7 (seven)

Kindergarten Numbers & Counting Worksheet


Practice printing the number 7 and the word "seven".



seven seven




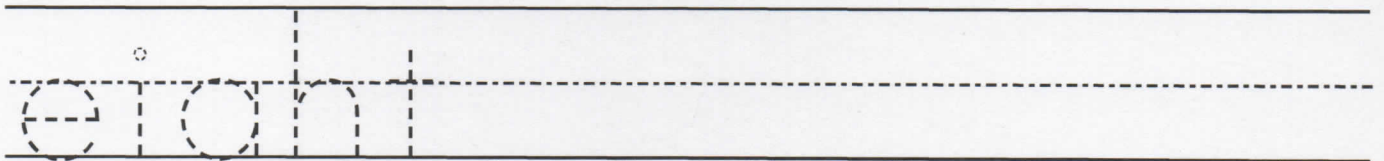
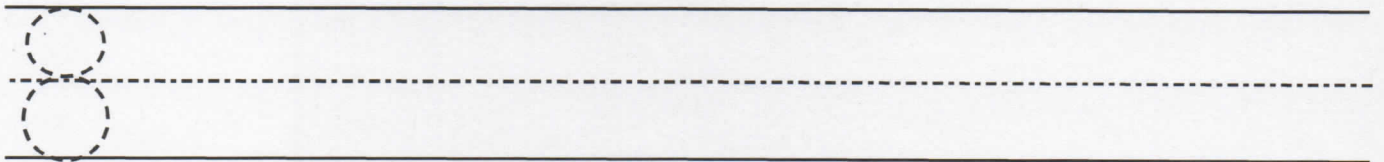
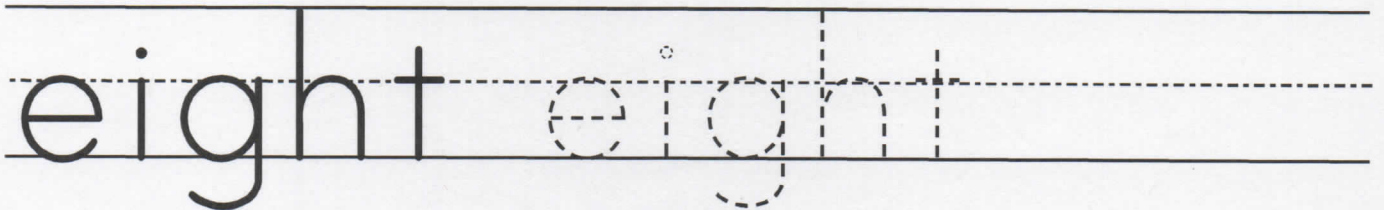
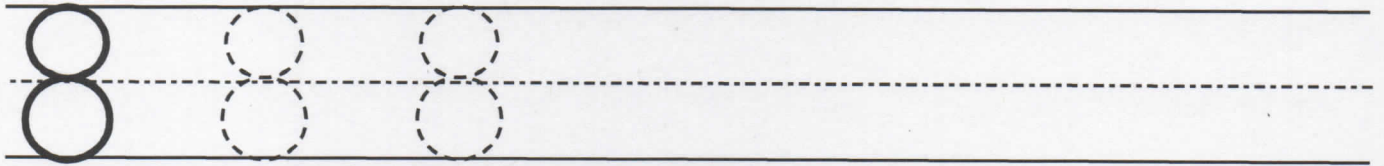
seven



Printing the number 8 (eight)

Kindergarten Numbers & Counting Worksheet

Practice printing the number 8 and the word "eight".



Printing the number 9 (nine)

Kindergarten Numbers & Counting Worksheet


Practice printing the number 9 and the word "nine".

9 9 9

nine nine nine

9

nine

9  nine

Printing the number 10 (ten)

Kindergarten Numbers & Counting Worksheet


Practice printing the number 10 and the word "ten".

10 10 10

ten ten ten


10

ten


10  ten

Ordinal numbers - reading


Kindergarten Numbers and Counting Worksheet




Circle the third bird.





Underline the fifth bird.



Cross out the sixth
bird.




Draw another bird
beside the first bird.




Ordinal numbers - reading


Kindergarten Numbers and Counting Worksheet




Circle the first fish.





Underline the fourth fish.



Cross out the second fish.









Draw another fish beside the sixth fish.



Ordinal numbers - reading

Kindergarten Numbers and Counting Worksheet



Circle the 2nd fish.

Underline the 6th fish.



Cross out the 3rd fish.

Draw another fish
beside the 5th fish.

Patterns with geometric shapes

Kindergarten Simple Math Patterns Worksheet

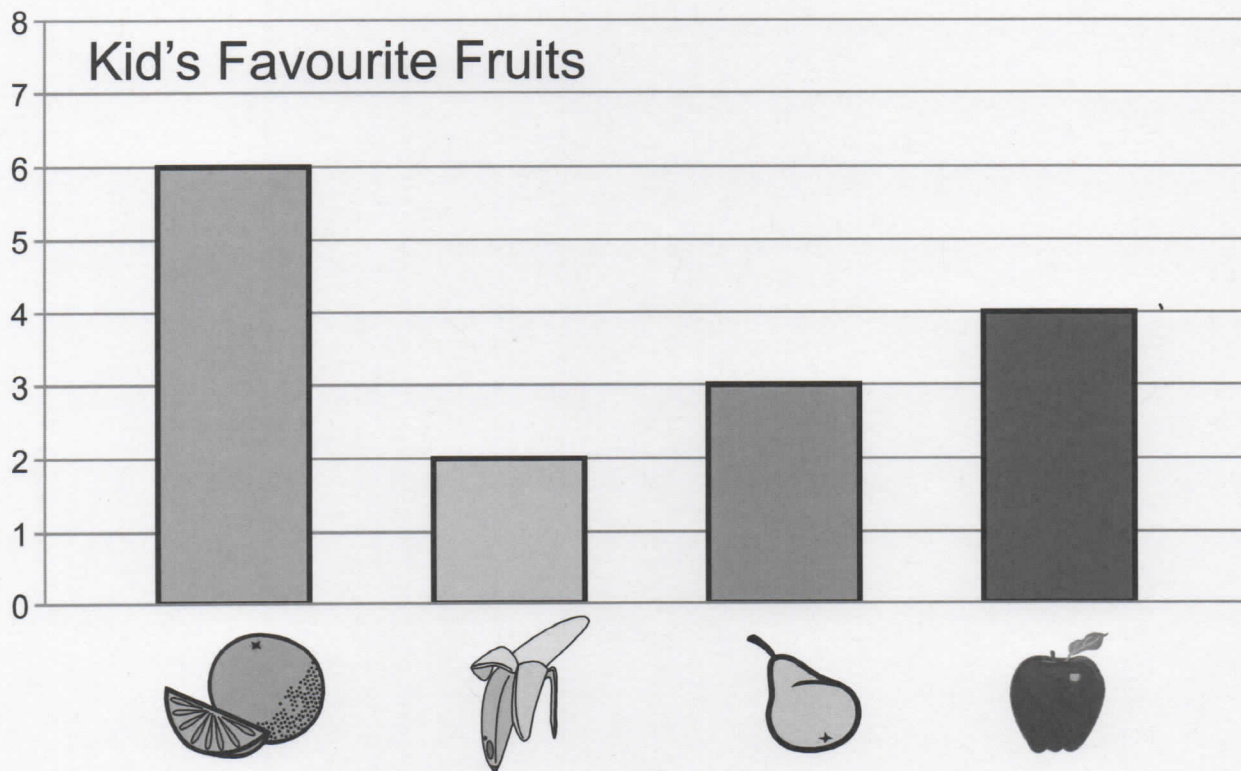
Complete the patterns:



Analyzing Bar Charts

Kindergarten Graphing Worksheet

Study the bar graph and answer the questions.



How many kids liked apples ? _____

Which fruit did the most kids like ? _____

Which fruit did the kids like the least ? _____

How many kids liked bananas? _____

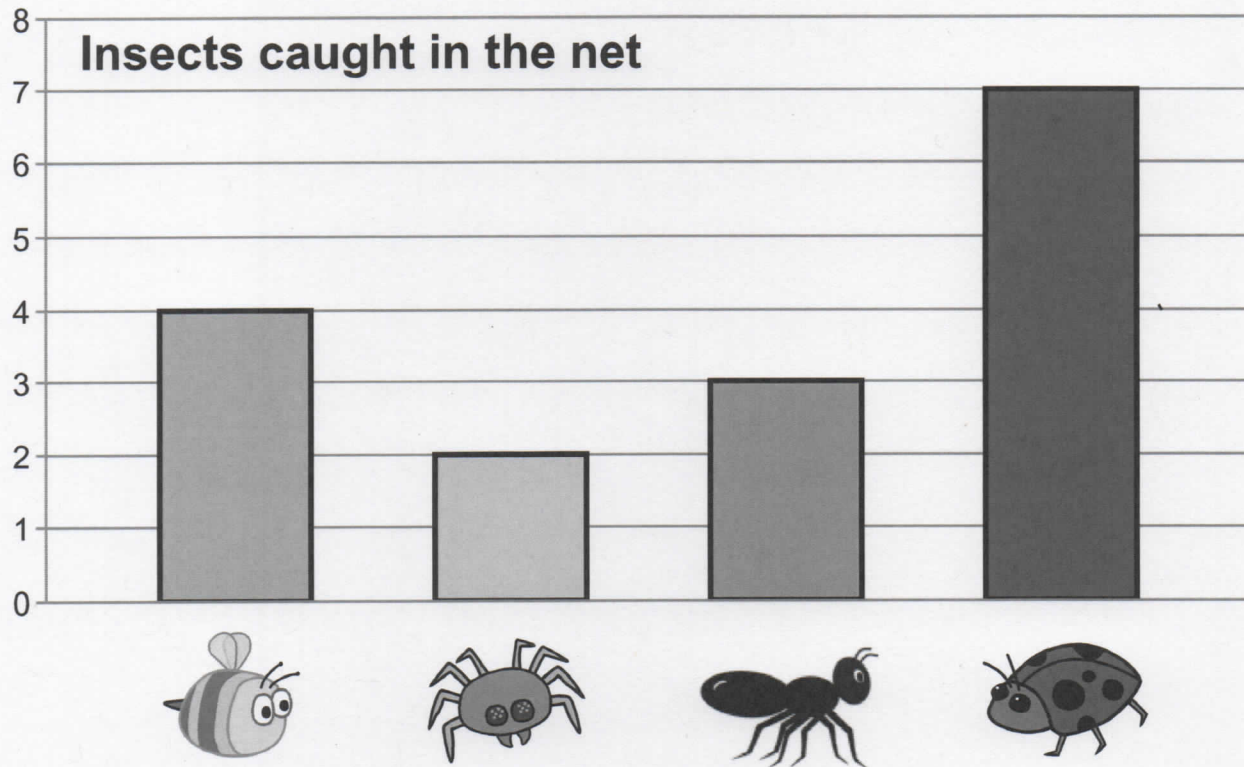
How many kids liked either pears or bananas? _____

How many kids liked either oranges or apples? _____

Analyzing Bar Charts

Kindergarten Graphing Worksheet

Study the bar graph and answer the questions.



How many bees were caught ? _____

Which insect was caught the most? _____

Which was caught the least ? _____

How many ants were caught? _____

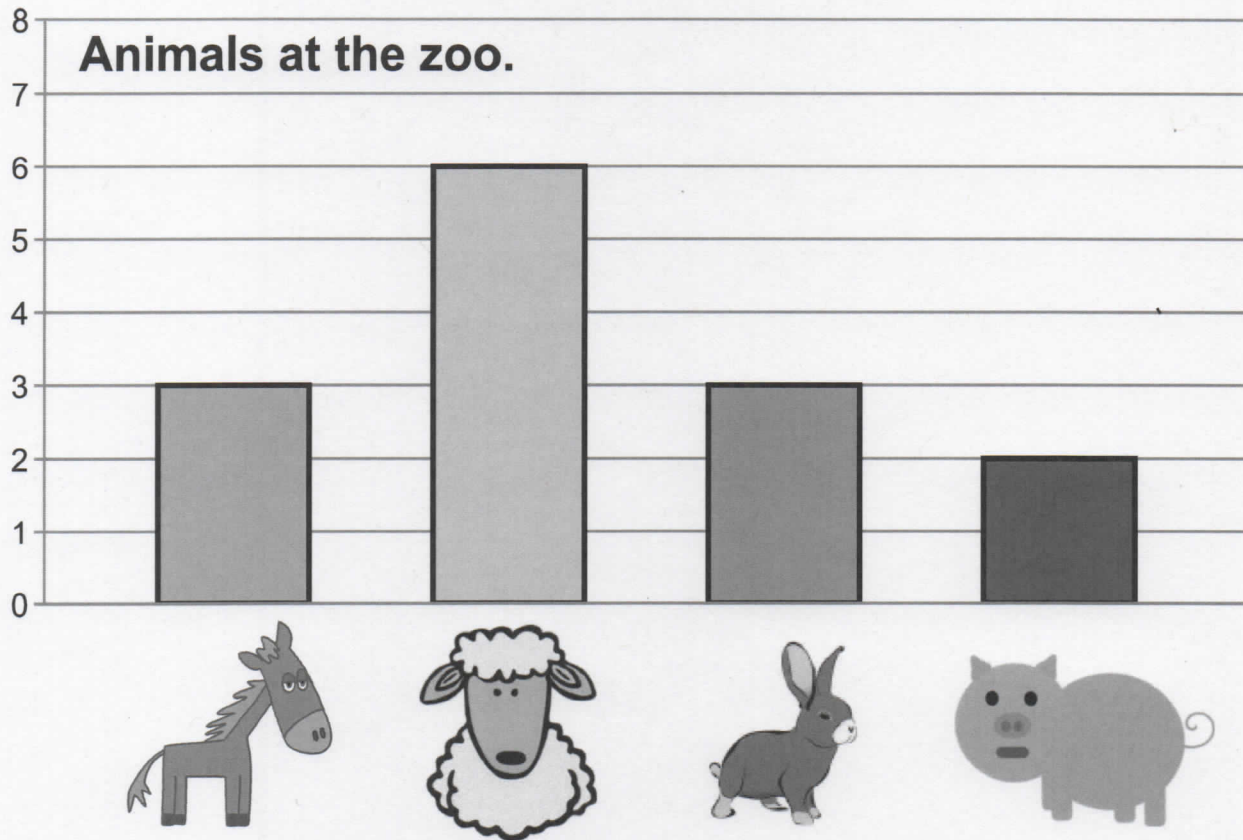
How many ants and spiders were caught? _____

Were there more bees or ants caught ? _____

Analyzing Bar Charts

Kindergarten Graphing Worksheet

Study the bar graph and answer the questions.



How many bunnies are at the zoo? _____

Which animal does the zoo have the most of? _____

Are there more horses or pigs? _____

What animal does the zoo have the least of? _____

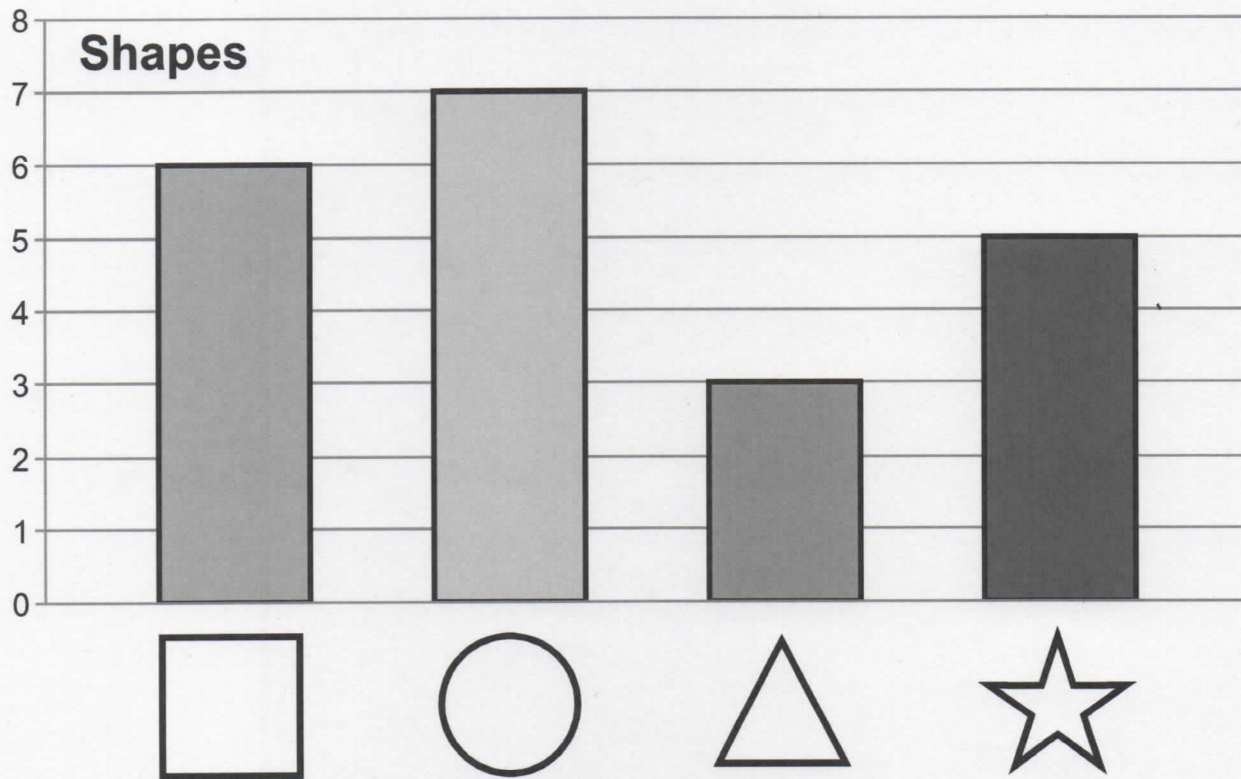
How many horses and sheep are there? _____

What two animals are there the same number of? _____

Analyzing Bar Charts

Kindergarten Graphing Worksheet

Study the bar graph and answer the questions.



How many stars are shown on the bar chart? _____

Which shape is there the least of? _____

Are there more triangles or stars? _____

Are there more squares or circles? _____

How many squares and triangles are there? _____










Is there the same number of circles and triangles? _____

Adding objects up to 10


Answers

Kindergarten Addition Worksheet







Write the answer.




1.
$$\begin{array}{r} 2 \text{   \\ + 7 \text{        \\ \hline \end{array}$$





2.
$$\begin{array}{r} 4 \text{     \\ + 3 \text{    \\ \hline \end{array}$$





3.
$$\begin{array}{r} 5 \text{      \\ + 0 \\ \hline \end{array}$$

4.
$$\begin{array}{r} 3 \text{    \\ + 5 \text{      \\ \hline \end{array}$$

5.
$$\begin{array}{r} 2 \text{   \\ + 4 \text{      \\ \hline \end{array}$$

6.
$$\begin{array}{r} 1 \text{  \\ + 2 \text{   \\ \hline \end{array}$$

7.
$$\begin{array}{r} 1 \text{  \\ + 3 \text{    \\ \hline \end{array}$$



8.
$$\begin{array}{r} 2 \text{   \\ + 2 \text{   \\ \hline \end{array}$$

Adding objects up to 10


Answers


Kindergarten Addition Worksheet



Write the answer.



1. 2 
 + 4 



2. 5 
 + 1 



3. 0
 + 3 

4. 4 
 + 0

5. 4 
 + 1 

6. 2 
 + 3 


7. 4 
 + 5 

8. 5 
 + 5 

Adding objects up to 10

Kindergarten Addition Worksheet

Write the answer.

$$\begin{array}{r} 1. \quad 0 \\ + 6 \\ \hline \end{array}$$


$$\begin{array}{r} 2. \quad 2 \times \times \\ + 1 \times \\ \hline \end{array}$$

$$\begin{array}{r} 3. \quad 1 \text{ tree} \\ + 1 \text{ tree} \\ \hline \end{array}$$

$$\begin{array}{r} 4. \quad 1 \text{ piggy bank} \\ + 3 \text{ piggy banks} \\ \hline \end{array}$$

$$\begin{array}{r} 5. \quad 2 \text{ circles} \\ + 3 \text{ circles} \\ \hline \end{array}$$

$$\begin{array}{r} 6. \quad 4 \text{ crabs} \\ + 0 \\ \hline \end{array}$$

$$\begin{array}{r} 7. \quad 5 \text{ cows} \\ + 3 \text{ cows} \\ \hline \end{array}$$

$$\begin{array}{r} 8. \quad 3 \text{ donuts} \\ + 3 \text{ donuts} \\ \hline \end{array}$$

Answers
1. 6
2. 3
3. 2
4. 4
5. 5
6. 4
7. 7
8. 6

Adding objects up to 10

Kindergarten Addition Worksheet

Write the answer.

$$\begin{array}{r}
 1. \quad 4 \quad \square \square \square \square \\
 + 4 \quad \square \square \square \square \\
 \hline
 \end{array}$$

$$\begin{array}{r}
 2. \quad 3 \quad \text{candy} \text{candy} \text{candy} \\
 + 4 \quad \text{candy} \text{candy} \text{candy} \text{candy} \\
 \hline
 \end{array}$$

$$\begin{array}{r}
 3. \quad 0 \\
 + 9 \quad \text{candy} \text{candy} \text{candy} \text{candy} \text{candy} \text{candy} \text{candy} \text{candy} \\
 \hline
 \end{array}$$

$$\begin{array}{r}
 4. \quad 5 \quad \text{drop} \text{drop} \text{drop} \text{drop} \text{drop} \\
 + 3 \quad \text{drop} \text{drop} \text{drop} \\
 \hline
 \end{array}$$

$$\begin{array}{r}
 5. \quad 7 \quad \text{smiley} \text{smiley} \text{smiley} \text{smiley} \text{smiley} \text{smiley} \text{smiley} \\
 + 0 \\
 \hline
 \end{array}$$

$$\begin{array}{r}
 6. \quad 3 \quad \text{fork} \text{fork} \text{fork} \\
 + 2 \quad \text{fork} \text{fork} \\
 \hline
 \end{array}$$

$$\begin{array}{r}
 7. \quad 1 \quad \text{worm} \\
 + 4 \quad \text{worm} \text{worm} \text{worm} \text{worm} \\
 \hline
 \end{array}$$

$$\begin{array}{r}
 8. \quad 2 \quad \text{cup} \text{cup} \\
 + 1 \quad \text{cup} \\
 \hline
 \end{array}$$

Answers

8
7
6
5
4
3
2
1

Adding objects up to 10

Answers

Kindergarten Addition Worksheet

Write the answer.

$$\begin{array}{r} 1. \quad 5 \text{ / / / / / } \\ + 5 \text{ / / / / / } \\ \hline \end{array}$$

$$\begin{array}{r} 2. \quad 1 \text{ } \blacktriangleup \\ + 3 \text{ } \blacktriangleup \blacktriangleup \blacktriangleup \\ \hline \end{array}$$

$$\begin{array}{r} 3. \quad 2 \text{ } \psi \psi \\ + 7 \text{ } \psi \psi \psi \psi \psi \psi \psi \\ \hline \end{array}$$

$$\begin{array}{r} 4. \quad 4 \text{ } \blacktriangleleft \blacktriangleleft \blacktriangleleft \blacktriangleleft \\ + 3 \text{ } \blacktriangleleft \blacktriangleleft \blacktriangleleft \\ \hline \end{array}$$

$$\begin{array}{r} 5. \quad 0 \\ + 1 \text{ } \text{🍔} \\ \hline \end{array}$$

$$\begin{array}{r} 6. \quad 1 \text{ } \text{☂} \\ + 1 \text{ } \text{☂} \\ \hline \end{array}$$

$$\begin{array}{r} 7. \quad 3 \text{ } \text{🚗} \text{🚗} \text{🚗} \\ + 2 \text{ } \text{🚗} \text{🚗} \\ \hline \end{array}$$

$$\begin{array}{r} 8. \quad 2 \text{ } \text{🚀} \text{🚀} \\ + 5 \text{ } \text{🚀} \text{🚀} \text{🚀} \text{🚀} \text{🚀} \\ \hline \end{array}$$

Adding objects up to 10

Kindergarten Addition Worksheet

Write the answer.

$$\begin{array}{r}
 1. \quad 1 \text{ ✂} \\
 + 4 \text{ ✂ ✂ ✂ ✂} \\
 \hline
 \end{array}$$

$$\begin{array}{r}
 2. \quad 2 \text{ 🎉 🎉} \\
 + 0 \\
 \hline
 \end{array}$$

$$\begin{array}{r}
 3. \quad 3 \text{ ⚽ ⚽ ⚽} \\
 + 2 \text{ ⚽ ⚽} \\
 \hline
 \end{array}$$

$$\begin{array}{r}
 4. \quad 4 \text{ 🏠 🏠 🏠 🏠} \\
 + 1 \text{ 🏠} \\
 \hline
 \end{array}$$

$$\begin{array}{r}
 5. \quad 3 \text{ 🍃 🍃 🍃} \\
 + 0 \\
 \hline
 \end{array}$$

$$\begin{array}{r}
 6. \quad 3 \text{ 🕶 🕶 🕶} \\
 + 3 \text{ 🕶 🕶 🕶} \\
 \hline
 \end{array}$$

$$\begin{array}{r}
 7. \quad 2 \text{ 🌻 🌻} \\
 + 8 \text{ 🌻 🌻 🌻 🌻 🌻 🌻 🌻 🌻} \\
 \hline
 \end{array}$$

$$\begin{array}{r}
 8. \quad 5 \text{ ☀ ☀ ☀ ☀ ☀} \\
 + 4 \text{ ☀ ☀ ☀ ☀} \\
 \hline
 \end{array}$$

Answers
1. 5
2. 2
3. 5
4. 5
5. 3
6. 6
7. 10
8. 9