

Write your name
between the lines
First and last name

Alphabet Matching

A

B

C

D

E

F

G

d

f

a

c

g

b

e

Beginning Sounds



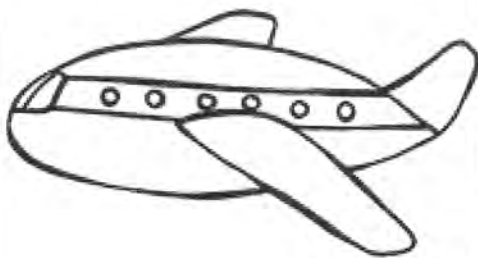
Directions: Use a bingo dauber or a marker to dot the correct beginning sound for each picture.




t
b
j




t
d
r



e
u
a



k
s
n



w
a
y



m
i
h

Name _____

Match Letter & Write the Word

Glue the matching letters and write the word



ap




ap



ap



ap



ap

m

s

c










n

g

Name: _____

Write My Sound

Write the beginning sound of each word.




 [] a t	 [] e n	 [] o g
 [] i p	 [] o t	 [] a t
 [] a p	 [] e t	 [] u g



Phonics Worksheet for Kids

Name _____

Cut out the pictures. Paste the pictures inside the box that begin with the letter.



Name _____

Please write the words 3 times

Sight words

me

in

Name _____

Please write the words 3 times

Sight words

Yes

no

Name _____

Please write the words 3 times

Sight words

To

of

NUMBERS 5 AND 6

Write the numbers 5 and 6.



55

66



Draw 5 coins in the piggy bank.

Draw 6 coins in the piggy bank.


















Name _____
Hippo School





Counting




Directions: Count and color the items. Write the number.

								<input type="text"/>
---	---	---	---	---	---	---	---	----------------------

					<input type="text"/>
---	---	---	--	---	----------------------

						<input type="text"/>
---	---	---	---	--	---	----------------------

				<input type="text"/>
---	---	---	---	----------------------

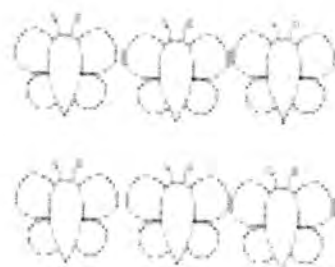
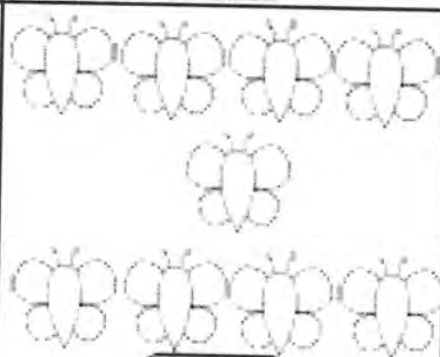
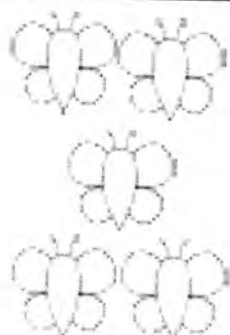
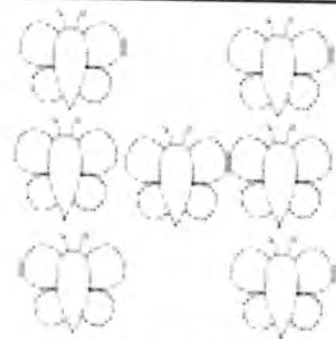
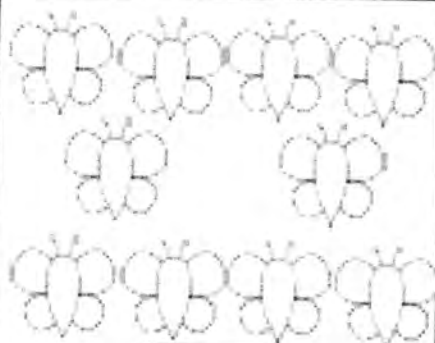
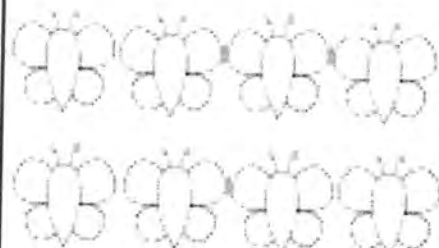
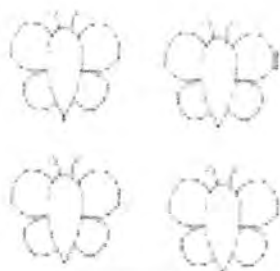
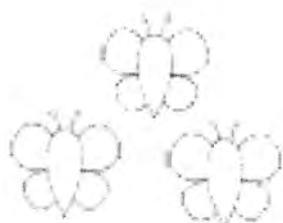
			<input type="text"/>
---	---	--	----------------------

Name _____



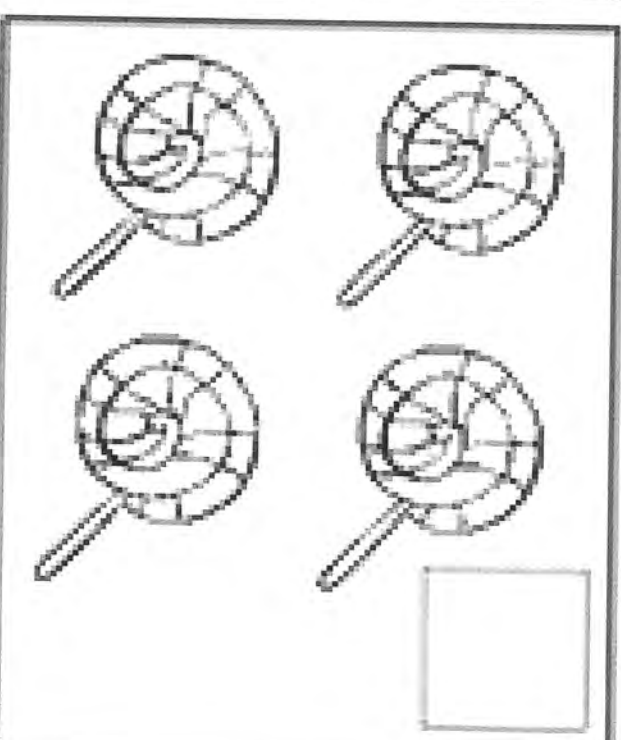
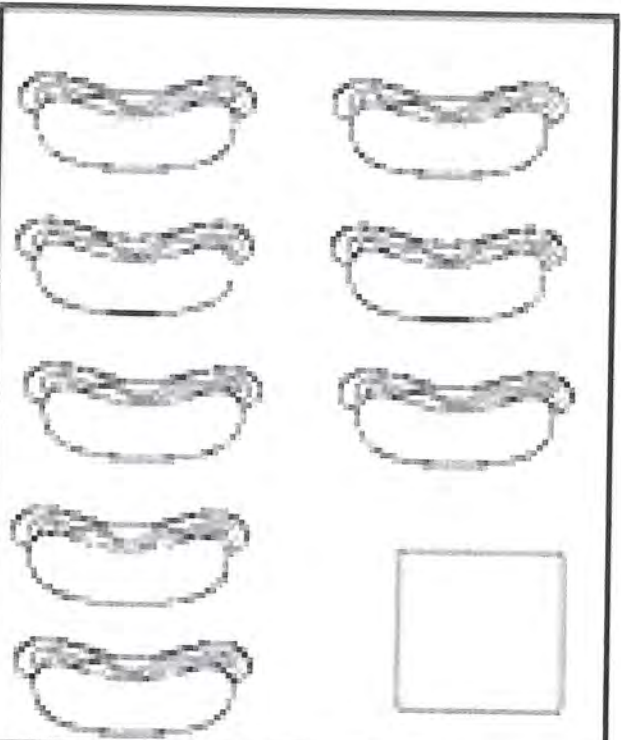
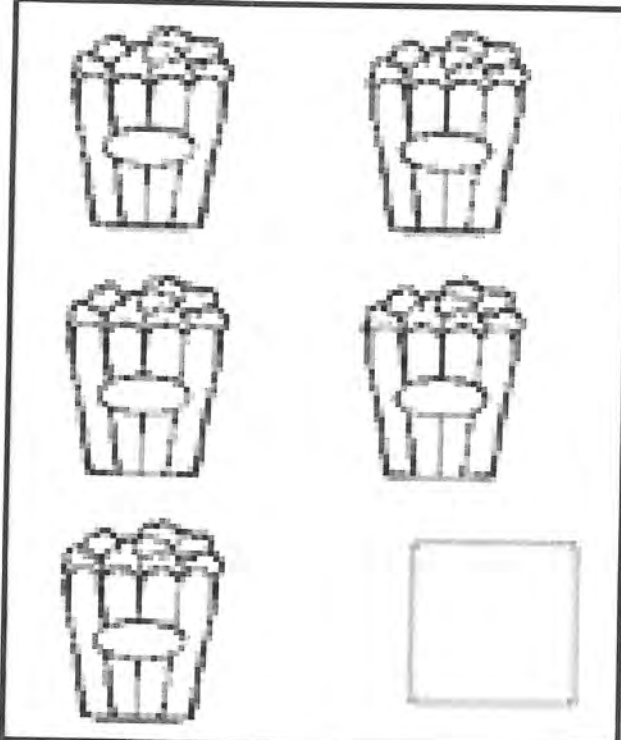
How Many Butterflies?

Count the pictures and write the number.




Let's Count!

Name: _____



Name: _____

Look for and color all of the Os.




Name: _____

Look for and color all of the 1s.



Name: _____

Look for and color all of the 2s.



Name: _____

Look for and color all of the 3s.




Name: _____

Look for and color all of the 4s.




Name: _____

Look for and color all of the 5s.



Name: _____

Look for and color all of the 6s.



Name: _____

Look for and color all of the 7s.



Name: _____

Look for and color all of the 8s.



Name: _____

Look for and color all of the 9s.



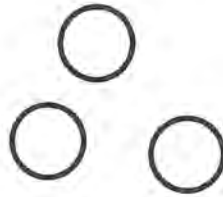
Circle the Number

Name: _____ Date: _____


Circle the number that matches the amount of objects.




4 5 7



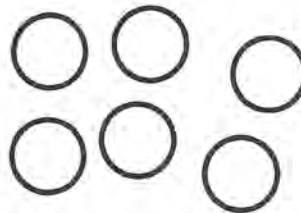
1 2 3



4 7 9



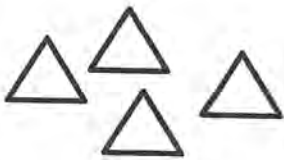
2 4 6



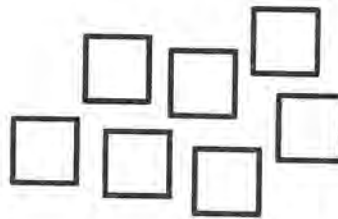
6 7 8



0 1 9



3 4 5

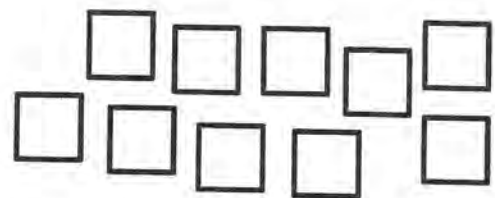


7 8 9

0 9 2

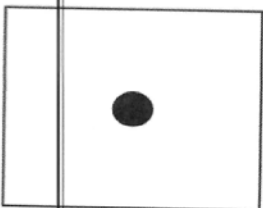
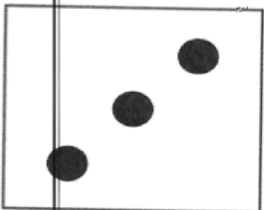

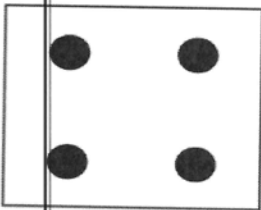
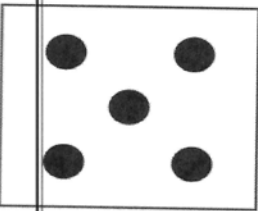
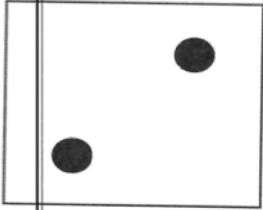


7 8 9



1 4 10

Count and Match.



5

4

2

3

6

1






Trace and Write My Numbers

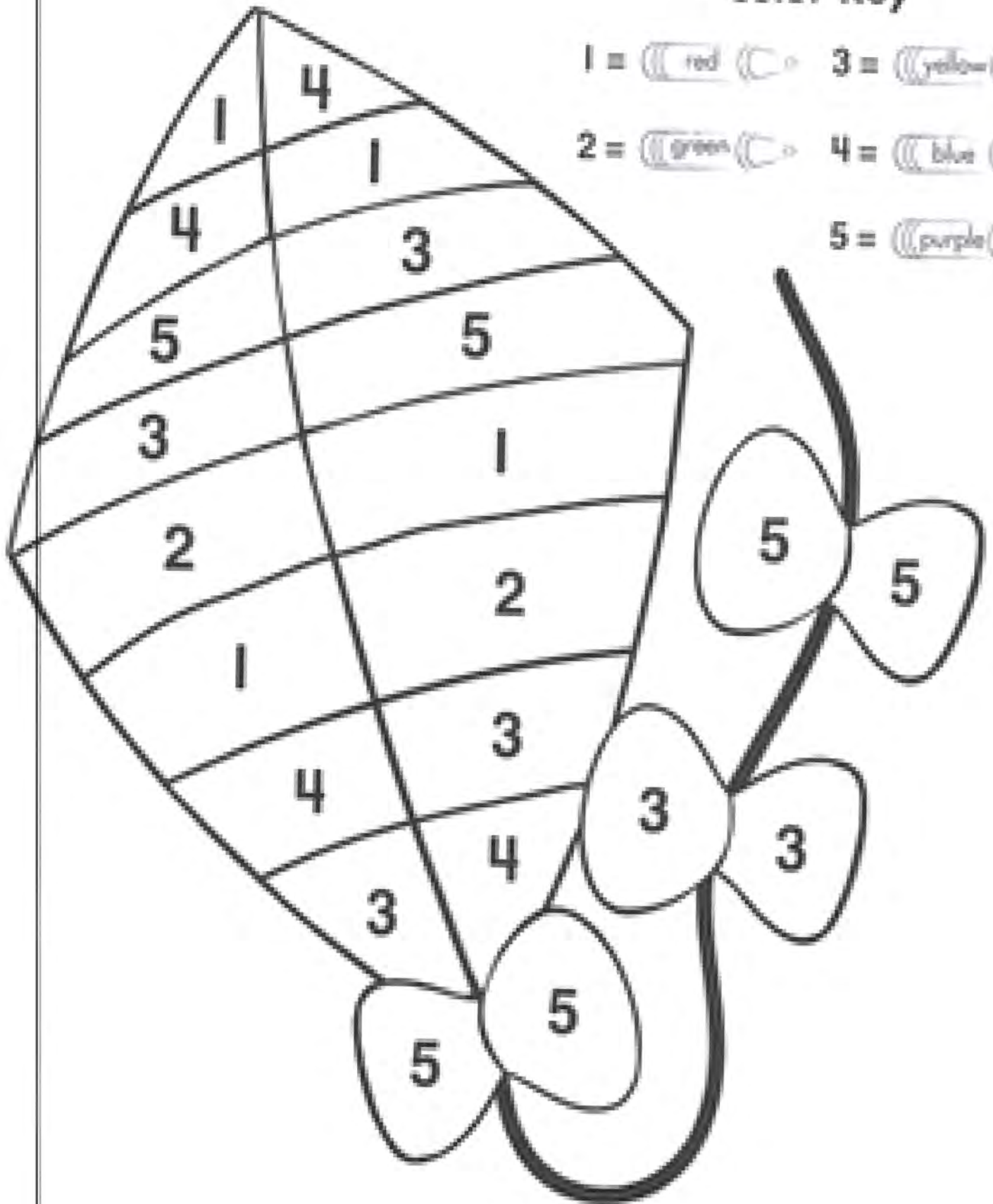
Name _____

	1		1							
	2		2							
	3		3							
	4		4							
	5		5							
	6		6							
	7		7							
	8		8							
	9		9							
	10		10							

1	•	1 1 1 1 1 1 1 1
2	••	2 2 2 2 2 2 2 2
3	•••	3 3 3 3 3 3 3 3
4	••••	4 4 4 4 4 4 4 4
5	•••••	5 5 5 5 5 5 5 5
6	••••••	6 6 6 6 6 6 6 6
7	•••••••	7 7 7 7 7 7 7 7
8	••••••••	8 8 8 8 8 8 8 8
9	•••••••••	9 9 9 9 9 9 9 9
10	••••••••••	10 10 10 10 10 10 10 10

Color Key

- 1 =  red
- 2 =  green
- 3 =  yellow
- 4 =  blue
- 5 =  purple



1 RED

2 YELLOW

3 BLUE

4 GREEN

5 BROWN


6 PINK

7 PURPLE

8 BLACK

9 GRAY

10 ORANGE



Name _____

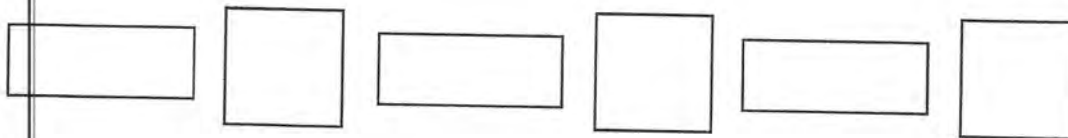
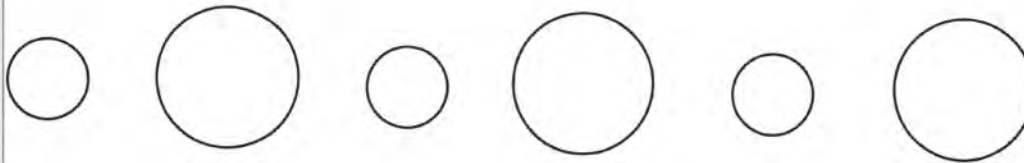
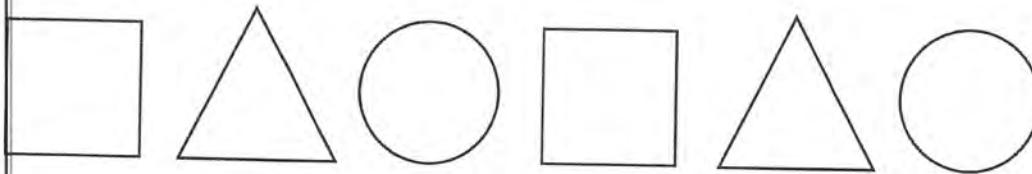
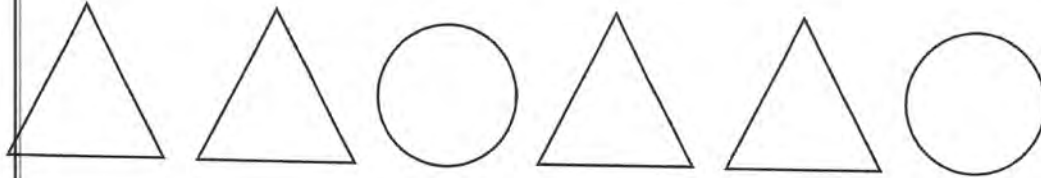
Date _____



Let's go on a
Shape Safari!

Shape Line Patterns

Finish each pattern below by drawing the shape that comes next. After you finish all the patterns, create a pattern of your own!



Draw your own pattern in the space below!

Shapes!

Practice tracing the shapes. Then color them all in.

