



(Messages directly from the teacher)

# \* Sign up for important updates from C. Fleming.

Get information for Carolyn Stokes Preschool right on your phone—not on handouts.

Pick a way to receive messages for OrangeRoom19/20:

**A** If you have a smartphone, get push notifications.

On your iPhone or Android phone, open your web browser and go to the following link:

[rmd.at/g92eec9](https://rmd.at/g92eec9)

Follow the instructions to sign up for Remind. You'll be prompted to download the mobile app.



**B** If you don't have a smartphone, get text notifications.

Text the message @g92eec9 to the number 81010.

If you're having trouble with 81010, try texting @g92eec9 to (520) 777-9165.

\* Standard text message rates apply.








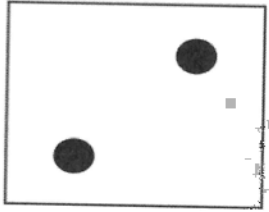
Don't have a mobile phone? Go to [rmd.at/g92eec9](https://rmd.at/g92eec9) on a desktop computer to sign up for email notifications.

# Alphabet Matching

A  
B  
C  
D  
E  
F  
G

d  
f  
a  
c  
g  
b  
e

# Count and Match.



5

4

2

3

6

1






Trace and Write My Numbers

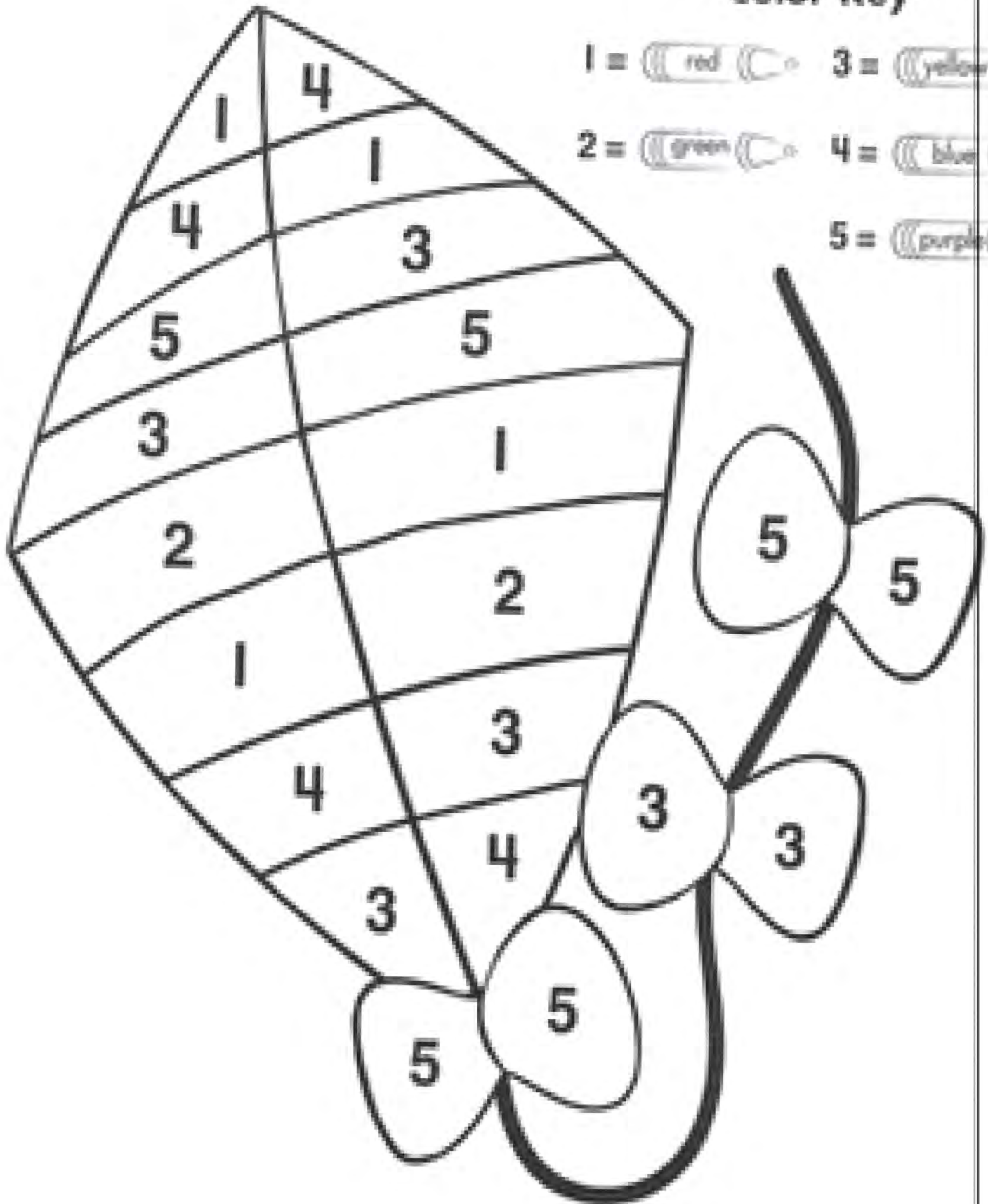
Name \_\_\_\_\_

	1		1
	2		2
	3		3
	4		4
	5		5
	6		6
	7		7
	8		8
	9		9
	10		10

1	•	1	1	1	1	1	1	1
2	••	2	2	2	2	2	2	2
3	•••	3	3	3	3	3	3	3
4	••••	4	4	4	4	4	4	4
5	•••••	5	5	5	5	5	5	5
6	••••••	6	6	6	6	6	6	6
7	•••••••	7	7	7	7	7	7	7
8	••••••••	8	8	8	8	8	8	8
9	•••••••••	9	9	9	9	9	9	9
10	••••••••••	10	10	10	10	10	10	10

### Color Key

- 1 =  red
- 2 =  green
- 3 =  yellow
- 4 =  blue
- 5 =  purple



1 RED

2 YELLOW

3 BLUE

4 GREEN

5 BROWN


6 PINK

7 PURPLE

8 BLACK

9 GRAY

10 ORANGE









# Phonics Worksheet for Kids

Name \_\_\_\_\_

Cut out the pictures. Paste the pictures inside the box that begin with the letter.





# Beginning Sounds



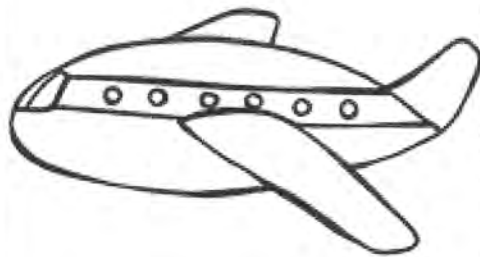
Directions: Use a bingo dauber or a marker to dot the correct beginning sound for each picture.




t  
b  
j




t  
d  
r



e  
u  
a



k  
s  
n



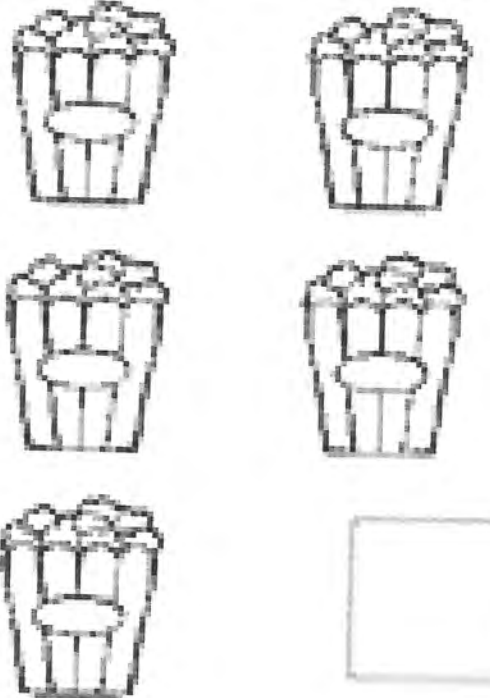
w  
a  
y




m  
i  
h

# Let's Count!

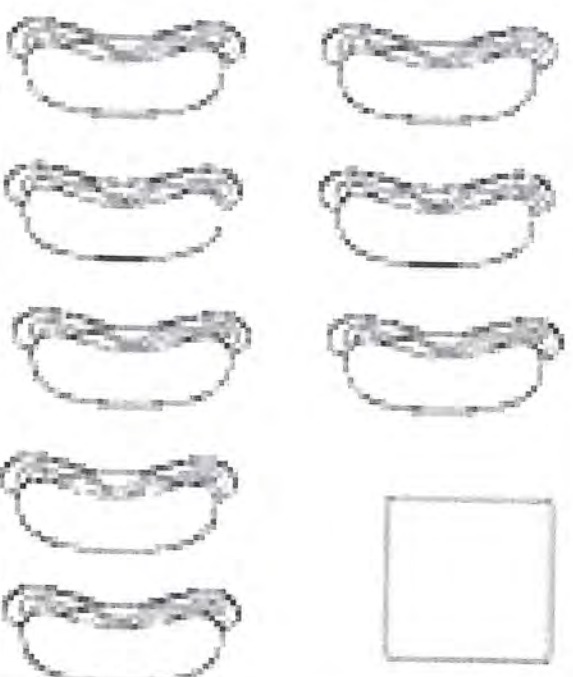
Name: \_\_\_\_\_



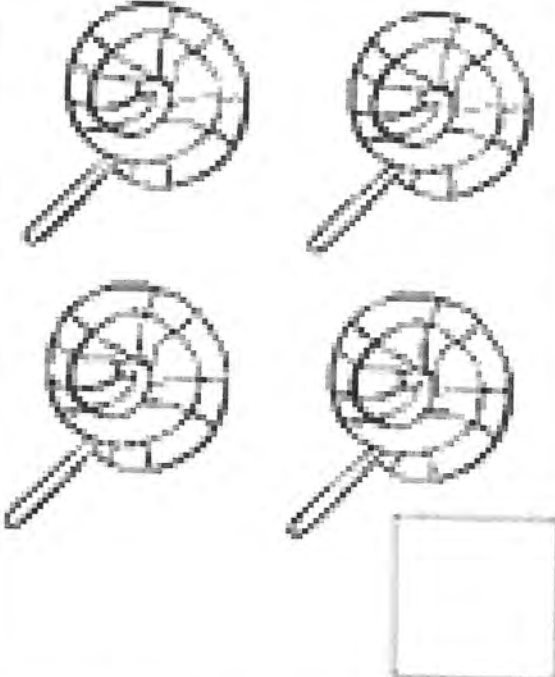
Three baskets of popcorn arranged in two columns: two in the first column and one in the second. To the right of the second basket is an empty square box.



Seven ice cream cones arranged in two columns: three in the first column and four in the second. To the right of the fourth cone is an empty square box.



Five hot dogs arranged in two columns: three in the first column and two in the second. To the right of the second hot dog is an empty square box.



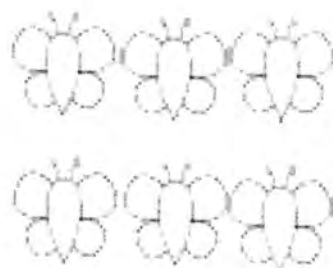
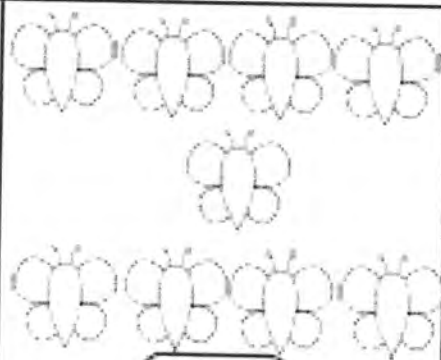
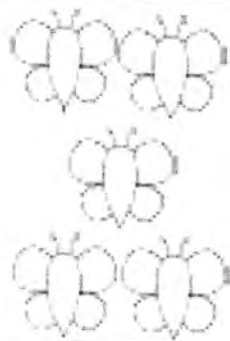
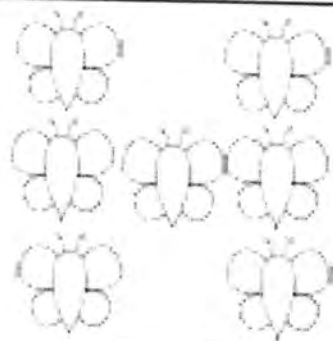
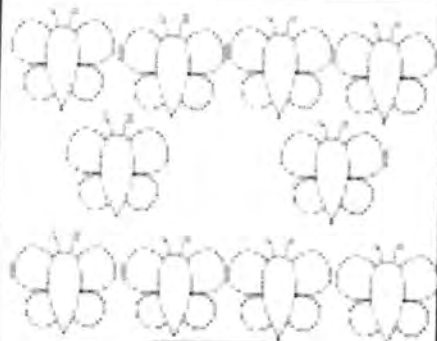
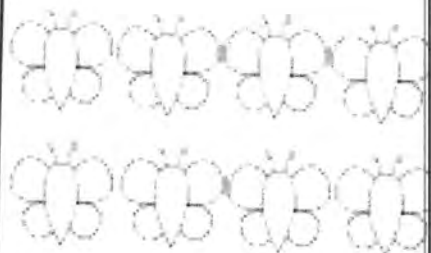
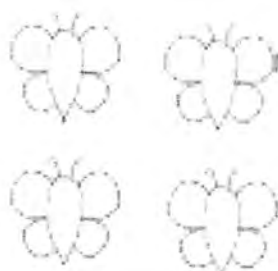
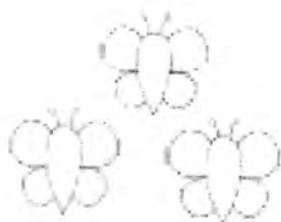
Four lollipops arranged in two columns: two in the first column and two in the second. To the right of the second lollipop is an empty square box.

Name \_\_\_\_\_



# How Many Butterflies?

Count the pictures and write the number.





Name: \_\_\_\_\_

# Match Letter & Write the Word

Glue the matching letters and write the word



ap




ap



ap



ap



ap

m

s

c

n





g



Name: \_\_\_\_\_  
**Hippo School**

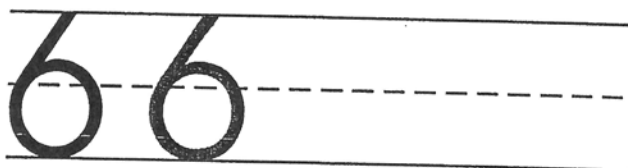
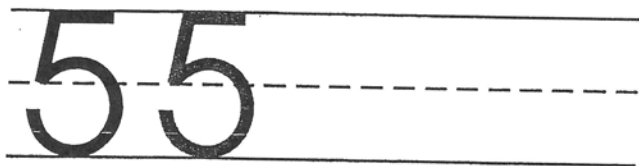
# Counting

Directions: Count and color the items. Write the number.





# NUMBERS 5 AND 6

Write the numbers 5 and 6.



Draw 5 coins in the piggy bank.

Draw 6 coins in the piggy bank.














Name: \_\_\_\_\_

# Write My Sound

Write the beginning sound of each word.

		
<input type="text"/> a t	<input type="text"/> e n	<input type="text"/> o g
		
<input type="text"/> i p	<input type="text"/> o t	<input type="text"/> a t
		
<input type="text"/> a p	<input type="text"/> e t	<input type="text"/> u g



Name: \_\_\_\_\_

Look for and color all of the Os.



Name: \_\_\_\_\_

Look for and color all of the 1s.



Name: \_\_\_\_\_

Look for and color all of the 2s.



Name: \_\_\_\_\_

Look for and color all of the 3s.



Name: \_\_\_\_\_

Look for and color all of the 4s.



Name: \_\_\_\_\_

Look for and color all of the 5s.



Name: \_\_\_\_\_

Look for and color all of the 6s.





Name: \_\_\_\_\_

Look for and color all of the 7s.



Name: \_\_\_\_\_

Look for and color all of the 8s.



Name: \_\_\_\_\_

Look for and color all of the 9s.



# Circle the Number

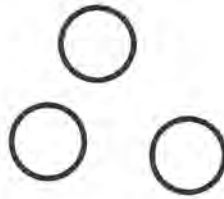
Name: \_\_\_\_\_

Date: \_\_\_\_\_


Circle the number that matches the amount of objects.



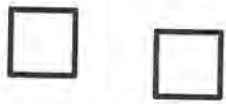
4    5    7




1    2    3



4    7    9



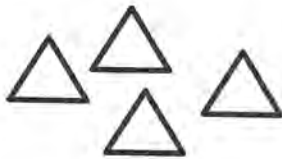
2    4    6



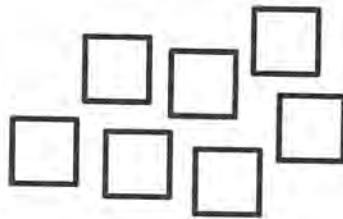
6    7    8



0    1    9



3    4    5

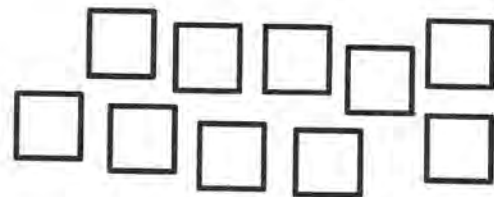


7    8    9

0    9    2



7    8    9



1    4    10

Name \_\_\_\_\_

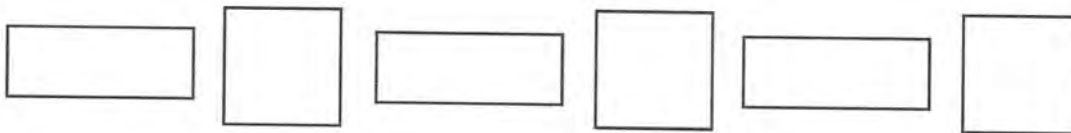
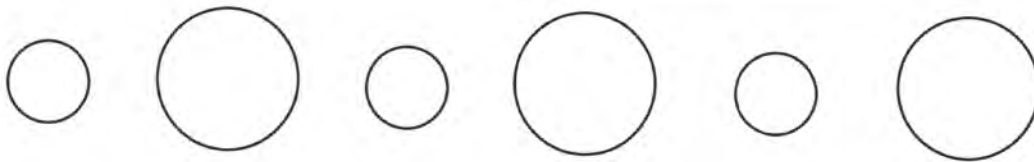
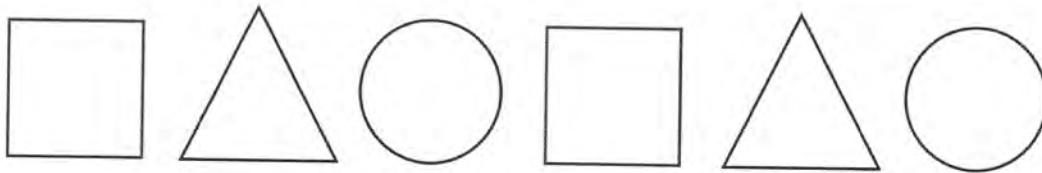
Date \_\_\_\_\_



Let's go on a  
Shape Safari!

# Shape Line Patterns

Finish each pattern below by drawing the shape that comes next. After you finish all the patterns, create a pattern of your own!



Draw your own pattern in the space below!

-----  
-----

# Shapes!

Practice tracing the shapes. Then color them all in.

