


Green



Room




Phonics Worksheet for Kids

Name _____


Cut out the pictures. Paste the pictures inside the box that begin with the letter.




Beginning Sounds



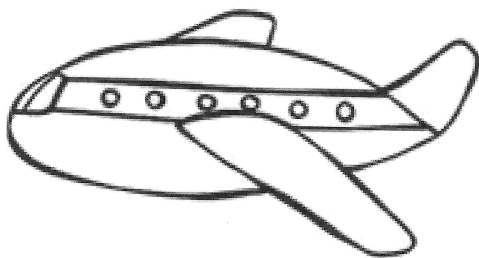
Directions: Use a bingo dauber or a marker to dot the correct beginning sound for each picture.




t
b
j




t
d
r



e
u
a



k
s
n
















w
a
y




m
i
h

Let's Count!

Name: _____

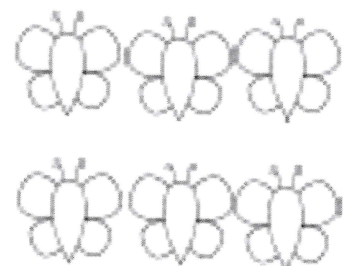
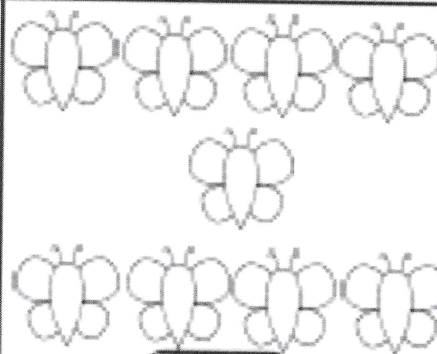

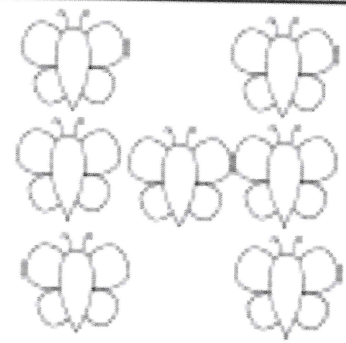
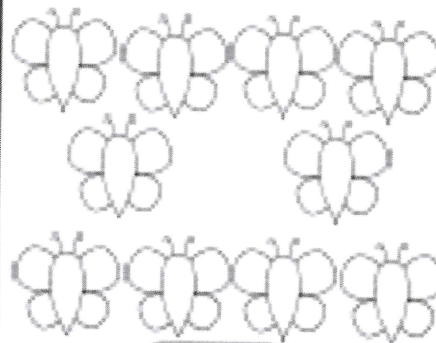
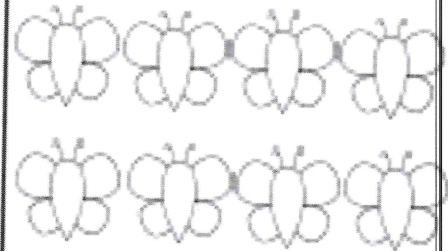
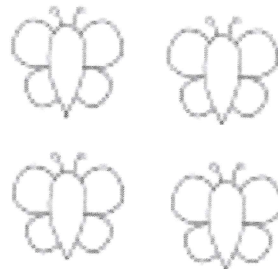
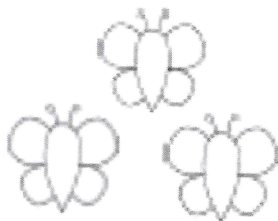




Name _____

How Many Butterflies?






Count the pictures and write the number.




Name: _____

Match Letter & Write the Word

Glue the matching letters and write the word

		ap	
		ap	
		ap	
		ap	
		ap	

m	s	c	n	g
---	---	---	---	---








Hippo School

Name _____

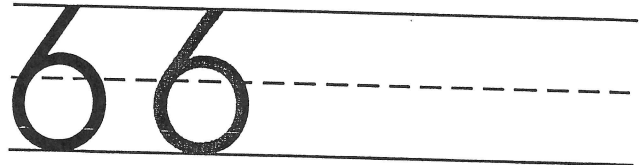
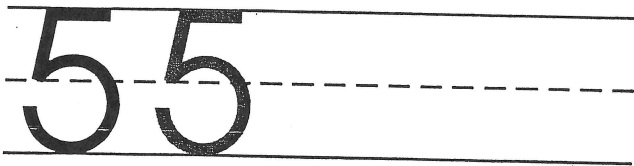
Counting

Directions: Count and color the items. Write the number.





NUMBERS 5 AND 6

Write the numbers 5 and 6.



Draw 5 coins in the piggy bank.


Draw 6 coins in the piggy bank.




Name: _____

Write My Sound


Write the beginning sound of each word.




a t



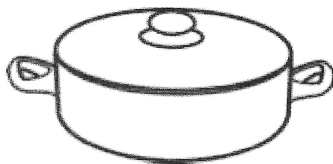
e n




o g




i p



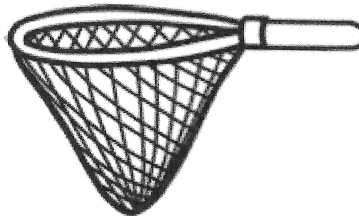
o t




a t



a p













e t



u g








Name: _____

Look for and color all of the 0s.





Name: _____

Look for and color all of the 1s.





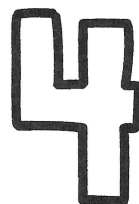

Name: _____

Look for and color all of the 2s.









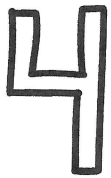

Name: _____

Look for and color all of the 3s.









Name: _____

Look for and color all of the 4s.









Name: _____

Look for and color all of the 5s.










Name: _____

Look for and color all of the 6s.











Name: _____

Look for and color all of the 7s.









Name: _____

Look for and color all of the 8s.



Name: _____

Look for and color all of the 9s.




Circle the Number

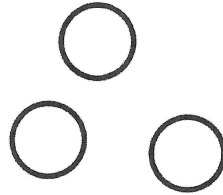
Name: _____

Date: _____


Circle the number that matches the amount of objects.



4 5 7



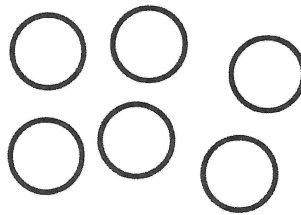
1 2 3



4 7 9




2 4 6



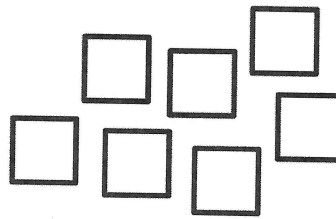
6 7 8



0 1 9




3 4 5




7 8 9

0 9 2



7 8 9



1 4 10

Name _____

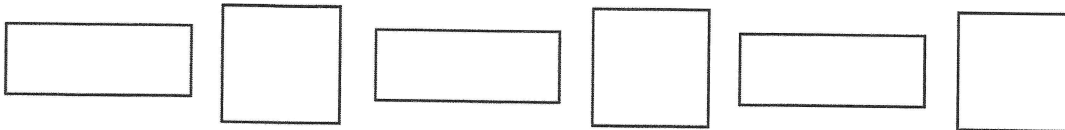
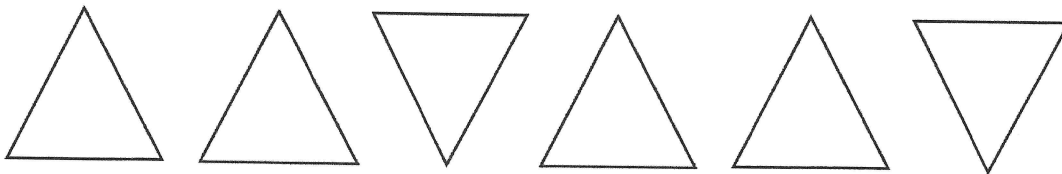
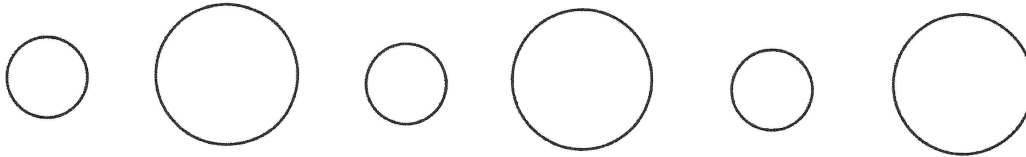
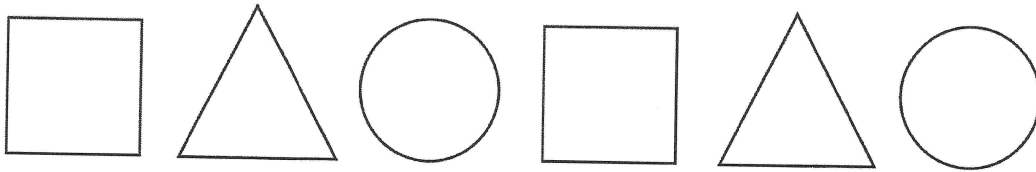
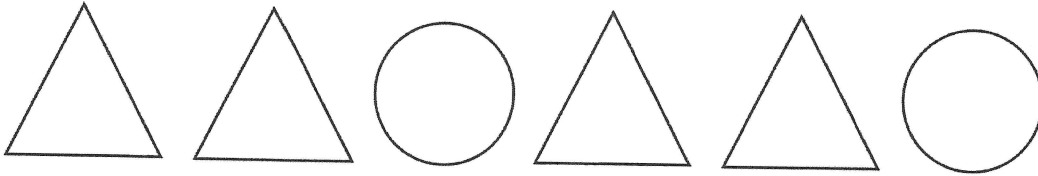
Date _____



Let's go on a
Shape Safari!

Shape Line Patterns

Finish each pattern below by drawing the shape that comes next. After you finish all the patterns, create a pattern of your own!



Draw your own pattern in the space below!

Shapes!

Practice tracing the shapes. Then color them all in.

